



Value Plus Series Flush Panel with Optional  
Brilliance® Series Solitaire Window Design.

## Purchasing Your Clopay Door

*There's no question that our doors are the best on the market, and we're working hard to make sure that your selection and buying experience is just as good.*

### Questions Answered

We're always happy to take your phone calls at **1-800-2CLOPAY (225-6729)** to answer your door selection questions. If you choose to install our doors yourself, we can help you with that, too.

### Where to Buy

Our distributors can help take the guesswork out of garage door selection and installation. To locate a distributor, call our **800 number** or check out our distributor locator online.



America's Favorite Garage Doors®

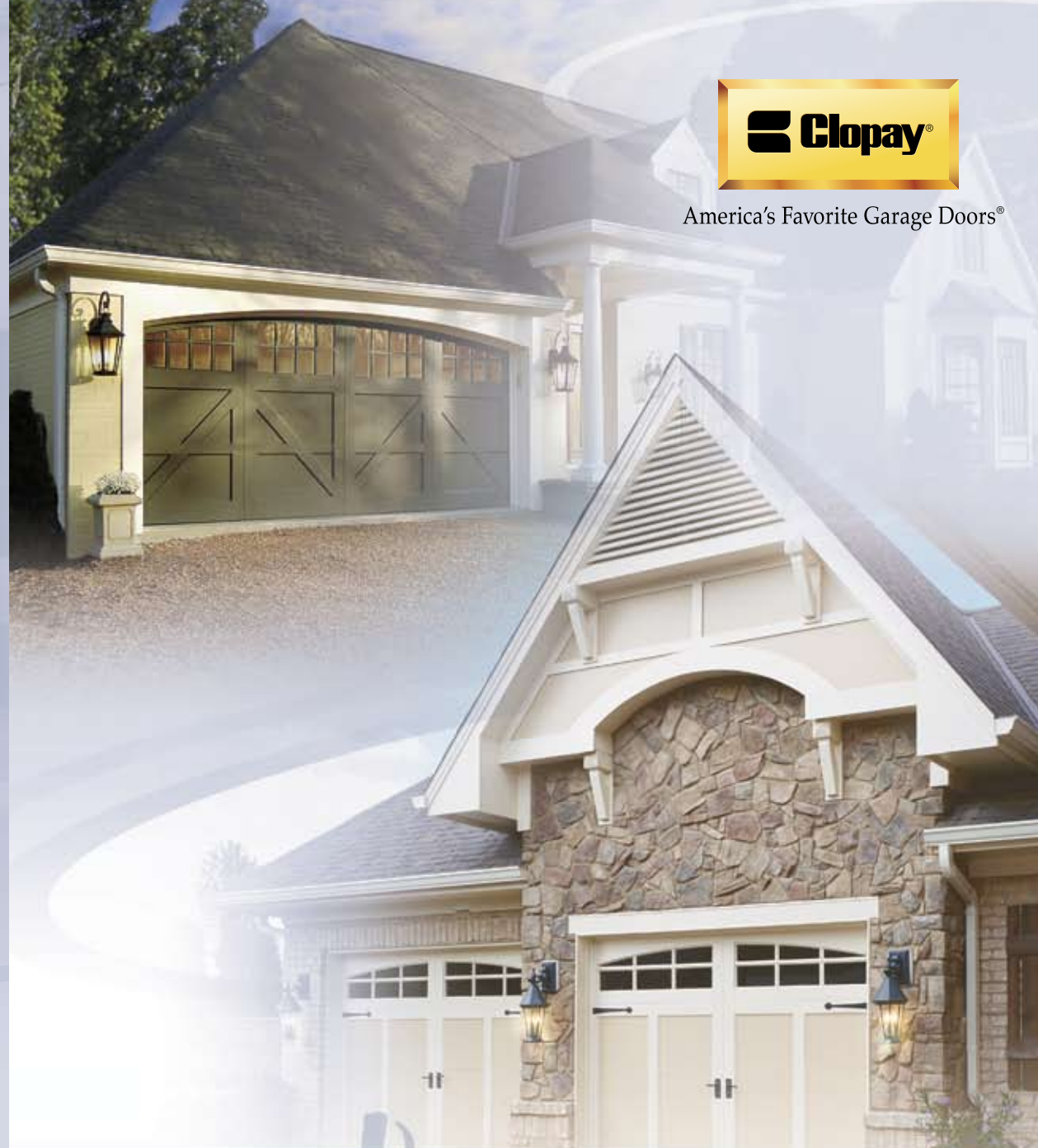

**1-800-2CLOPAY • clopaydoor.com**

### clopaydoor.com

Just go to our website for a more comprehensive product overview, find a distributor or use our interactive "Design Your Door" program.

### Seal of Approval

Clopay Garage Doors come with not only our seal of approval, but the Good Housekeeping Seal.



America's Favorite Garage Doors®

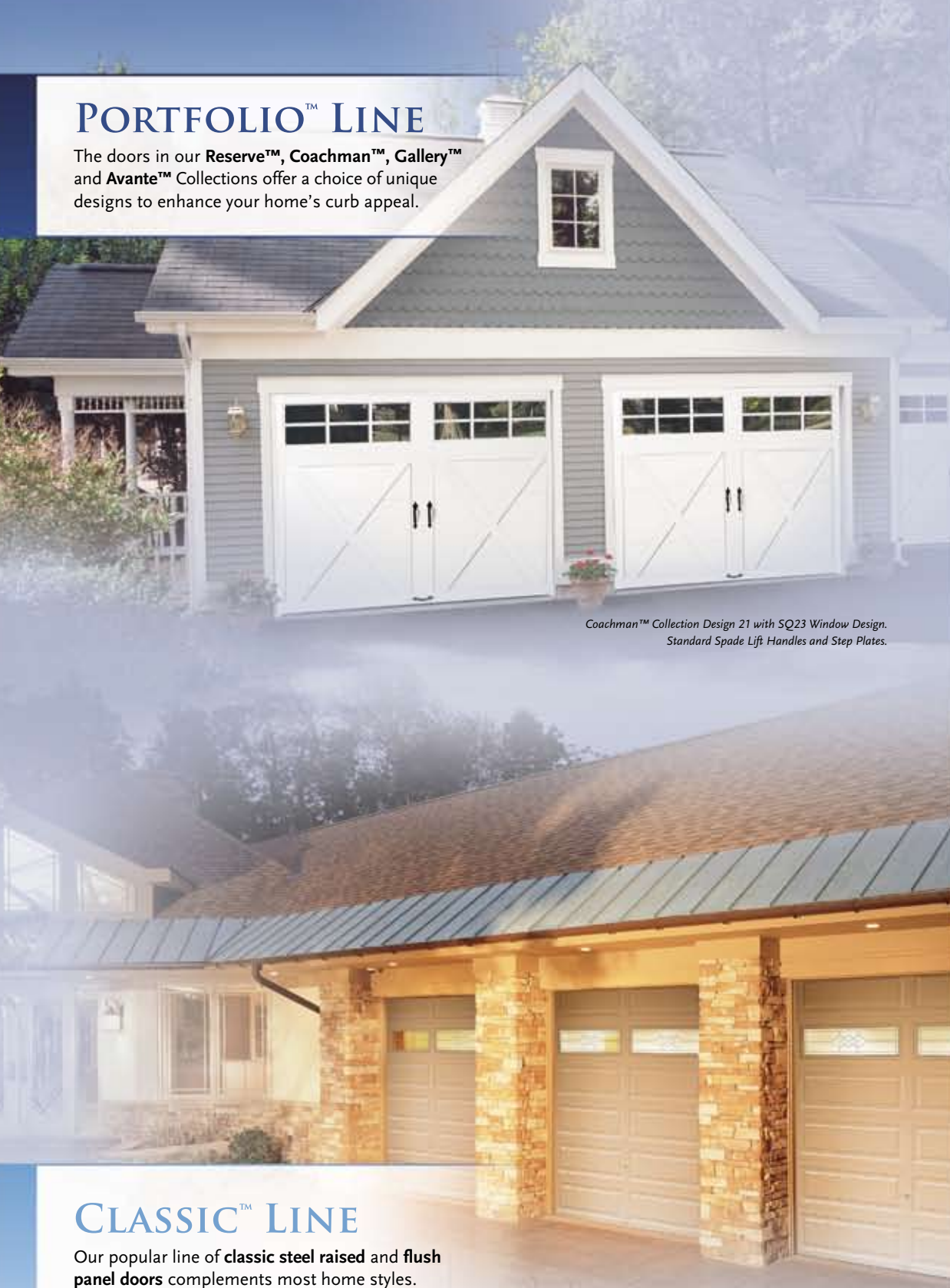
## ideas & inspirations

A GUIDE FOR MAKING YOUR GARAGE AS BEAUTIFUL AS YOUR HOME  
N/NW Chicago & suburban IL Clopay dealer



## PORTFOLIO™ LINE

The doors in our **Reserve™**, **Coachman™**, **Gallery™** and **Avante™** Collections offer a choice of unique designs to enhance your home's curb appeal.



*Coachman™ Collection Design 21 with SQ23 Window Design.  
Standard Spade Lift Handles and Step Plates.*

## CLASSIC™ LINE

Our popular line of **classic steel raised and flush panel doors** complements most home styles.

*Premium Series Long Elegant Panel with Optional  
Brilliance® Series Marquise Window Design.*

**Compliments of Garage Door Corp, Skokie, IL**

[www.gdcorp.com](http://www.gdcorp.com)

This book is a general guide and does not include all designs and options available. To learn more, visit [www.clopaydoor.com](http://www.clopaydoor.com) or an Authorized Clopay Distributor near you.

## Creating doors that move you

### A HISTORY OF CLOPAY

A door that moves up and down isn't amazing. A door that moves you is another matter altogether.



That's why for the last 50 years Clopay has become the leader in creating garage doors that are not only an integral part of your home's style, but are durable and reliable too. Clopay has established its heritage of quality, innovation and service in the garage door business since the 1960's and today we operate four manufacturing facilities and 45 distribution centers nationwide and in Canada. Our distributor network is unmatched in the industry as is our reputation for developing new ideas in construction materials, energy efficiency, safety features and design trends that exceed expectations.



With garage doors accounting for 30 percent or more of a home's façade, homeowners are increasingly looking for ways to enhance their home's curb appeal. So who better to turn to than America's favorite garage door manufacturer – Clopay. "People committed to customers and the industry" is the cornerstone of the Clopay mission and the reason why Clopay consistently ranks as America's favorite.

Begin your quest for the perfect garage door by taking our lifestyle quiz and then turn the pages and let your imagination take over. Be bold, be historically accurate, but most importantly, be inspired.



America's Favorite Garage Doors®

## New at Clopay

New garage door design options from Clopay will make even the most discerning homeowners proud to have it as a focal point of their house.

### The Gallery™ Collection

*Beautiful and virtually maintenance-free carriage house style designs at a more affordable price. See page 10 for details.*



*Gallery™ Collection Short Panel, Short Windows with Square Grilles. Standard Spade Lift Handles and Step Plates, Optional Spade Strap Hinges.*

### Brilliance® Series Windows

*New 3M™ Accentrim™ technology creates the illusion of real beveled glass at a fraction of the cost. Both short and long panel designs are available. See page 16 for details.*



**MARQUISE**  
LONG PANEL DESIGN



**SOLITAIRE**  
SHORT PANEL DESIGN



**TRILLIAN**  
SHORT PANEL DESIGN

### The Avante™ Collection

*Innovation meets style in this unique residential series, which combines contemporary aluminum and glass in a sleek modern design. See page 12 for details.*



*Avante™ Collection, Frosted Tempered Glass, Brown Frame*





Coachman™ Collection Series 1, Design 13 with Arch3 Window Design.  
Optional Fleur de Lis Handles and Step Plates.

# Lifestyle Quiz

**Before deciding what door is right for your house and lifestyle, answer these questions. Then let your imagination take over.**

**Is your garage attached? Does it double as storage or workspace? Is there living space above your garage?**

R-value (thermal efficiency) becomes increasingly important depending on how you use your garage. If you've answered yes to any of these questions, choose an insulated steel door which helps provide climate control and also reduces noise.

Compliments of Garage Door Corp, Skokie, IL

We suggest our Coachman™ Collection, Premium Series (3-layer insulated construction) and Value Plus Series (2-layer insulated construction). See insulation options for all of our steel doors in the following pages.

If these questions don't match up with your home or garage use, our uninsulated steel Value Series should be considered.



**Do you have kids?  
Does your driveway  
see a lot of activity?**

We suggest a heavy-duty door like our 2" thick Premium Series, Reserve™

Collection wood doors or our Coachman™ Collection, especially if your garage is a high-traffic area. Remember, your doors should add beauty and grace to your home—not the stress of worrying about what kids or constant use will do to it.

**How important is appearance?**

If you want a door that's functional and looks good, choose a steel door with flush panels for contemporary homes or raised panels for traditional homes. Different panel lengths and styles are also available, with long panels ideally suited for ground-hugging ranch homes. Window options can also enhance the overall look by mirroring your home's architecture.

If you want a unique and upscale look or want to maintain historical accuracy, our wood Reserve™, Coachman™, Gallery™ or Avante™ Collections let you make a truly unique statement. These collections offer a wide range of door and window styles to complement your home.

Most steel doors come in up to six factory finish colors or can be painted with a high-quality exterior latex paint to match your home. Wood doors can be painted or stained.

**What's your budget?**

Like most home improvement projects, you can spend as much or as little as you want. Price is determined by size (i.e. single or double doors), material (wood, steel or aluminum), insulation and window options. As with most home projects, installation is usually quoted separately, so be sure to discuss these and other options with an Authorized Clopay Distributor.

**Other considerations**

For coastal or high wind areas, check building codes first. You may need a Clopay WINDCODE® door. For garages with low ceilings, we offer low headroom track options. And for large openings to accommodate RVs, etc., relax. We can go as high as 12' or as wide as 20' with extended size doors.

## Clopaydoor.com

Our website is your one-stop resource for Clopay product specs, installation, maintenance and safety tips, and, of course, design ideas and inspiration. Be sure to check out our garage door visualizer, a unique tool that lets you play with various combinations of door styles, colors, and windows. Then put it on a façade similar to your own home to see which



one you like the best. Not sure where to begin? View our "Showcase of Doors" or the "Before and After" inspirations to see how others have transformed their home by simply transforming their garage. Armed with ideas, you are now ready to use our online dealer locator to find an authorized Clopay installer in your area.

www.gdcorp.com

N/NW Chicago & suburban IL Clopay dealer



# Reserve™ COLLECTION



Semi-Custom Reserve™ Collection Design 6  
with Arch3 Windows. Standard Spade Lift  
Handles and Step Plates.

## Preserving *the* Past

**Wood.** The trendsetter of garage door designs. Adds instant warmth and architectural distinction.

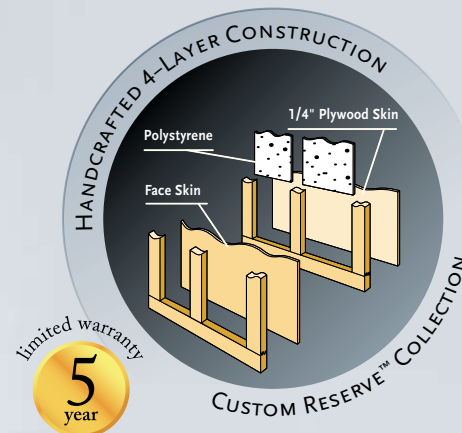
Armed with a homeowner's sketch or architect's drawing, we can create just about any door you imagine—with windows or without—for unlimited potential in woods like mahogany and teak.



**Compliments of Garage Door Corp, Skokie, IL**

Semi-Custom Reserve™ Collection Design 2 with Arch3 Windows.  
Standard Spade Step Plates, Optional Decorative Handles with Keyholes.

In both the Semi-Custom and the Custom doors, the window glass is individually paned and glazed for that added measure of craftsmanship. Our antique iron decorative hardware is available on Custom and Semi-Custom doors.



### Custom Reserve™ Collection Doors

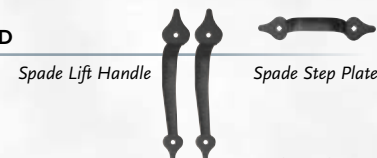
Armed with a sketch of your idea or an architect's plans, we can create what you envision. So the only limit is your imagination.




Custom Reserve™ Collection

### DECORATIVE HARDWARE

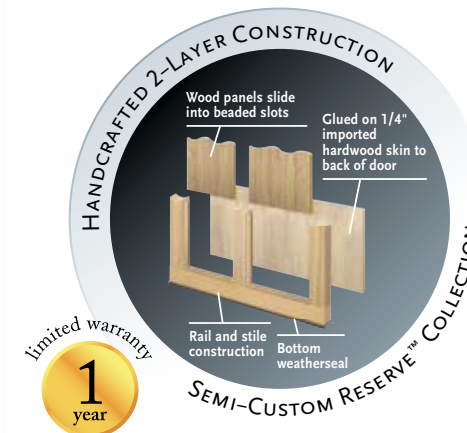
#### STANDARD



#### OPTIONAL



[www.gdcorp.com](http://www.gdcorp.com)



### Semi-Custom Reserve™ Collection Doors

With six door and window styles that you can mix and match for unlimited possibilities, as well as your choice of wood (redwood, hemlock, cedar) and hardware designs, it's easy to create a custom look at semi-custom prices.

### WOOD SPECIES

Available in Redwood, Cedar, and Hemlock, both Paint and Stain Grade.

STILES/ RAILS	STAIN GRADE			PAINT GRADE	
	REDWOOD	CEDAR	HEMLOCK	HEMLOCK	HEMLOCK
PANELS	Redwood	Cedar	Hemlock	Smooth MDO	Grooved MDO

Factory priming is available on hemlock doors.

### A FEW EXAMPLES OF FINISHED DOOR DESIGNS



**NOTE:** Stain Grade doors are made with edge glued redwood, cedar, or hemlock wood panels. Differences in grain and color variations are indicative of natural wood. These are not considered product defects. Paint Grade doors are made with exterior grade MDO plywood panels. Paint Grade doors cannot be stained.

**N/NW Chicago & suburban IL Clopay dealer**





Coachman™ Collection Series 1, Design 12 with SQ24 Windows. Standard Spade Handles and Step Plate, Optional Spade Strap Hinges.

## The Style? A Classic. The Lifestyle? All You.

*The perfect blend of beauty and practicality that is masterful in the detail and innovative in the design.*


The Coachman™ Collection from Clopay. The look and feel of wood combined with the durability and ease of steel give your home classic elegance, created for today's active lifestyle.

With three distinctive series crafted to complement your home's architectural style, the Coachman™ Collection offers



Coachman™ Collection Series 2, Design 22 with SQ24 Windows. Standard Spade Handles and Step Plate, Optional Spade Strap Hinges.

the sophisticated expression of a carriage house door with the science of durable steel and composite construction. The result is a classic look that's virtually maintenance-free. It's the perfect blend of beauty and practicality—masterful in the details and innovative in design.




- Four layers (steel + insulation + steel + composite overlay).
- Three design series, eleven models.
- Three base door colors: white, almond and sandtone.
- White custom composite overlay with coped edge.
- Can be painted using a high quality exterior latex paint. Refer to paint instructions provided in the installation manual. **Some restrictions in color do apply.**
- Hot-dipped galvanized steel is coated on both sides with a baked-on primer and top coat for a virtually maintenance-free surface.
- Available with 1-3/8" or 2" polystyrene insulation with thermal break for superior insulation value: 1-3/8" – 6.5 R-value, 2" – 9.0 R-value.
- Galvanized torsion springs are attractive and longer lasting.
- Nylon rollers are durable and quiet.
- Rust-proof, aluminum bottom weatherseal retainer and vinyl astragal help seal out the elements.
- See your Clopay Dealer for WINDCODE® door availability.

### DECORATIVE HARDWARE

#### STANDARD

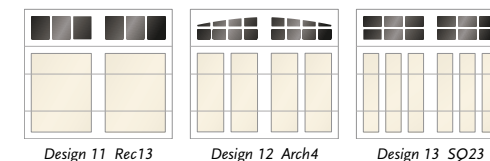


#### OPTIONAL

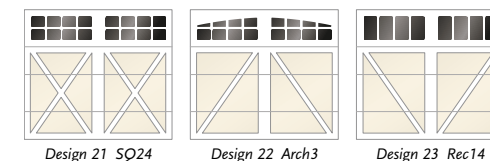


### DOOR DESIGNS

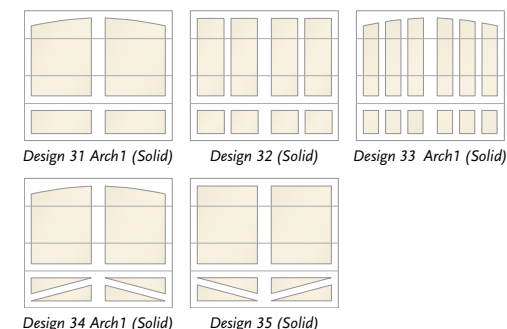
#### SERIES ONE



#### SERIES TWO



#### SERIES THREE



### WINDOW OPTIONS

- Arched, square or rectangular windows in Series One and Two available in single pane or obscure glass. Insulated windows are available as an option on 2" models.
- Solid arched or square top sections in all series.



### COLORS

Doors are available in almond, sandtone, and white. Overlays available in white only.





# GALLERY™ COLLECTION



Gallery™ Collection Long Panels,  
Long Windows with Square Grilles.  
Standard Spade Lift Handles and  
Spade Step Plates, Optional Strap Hinges.

## First Impressions are Lasting Impressions

**Beautiful and virtually maintenance-free carriage house style designs at a more affordable price.**

Create a look that complements the overall look of your home by selecting the panel size, window or solid top section design and decorative hardware to give it that one-of-a-kind look.



Available with or without insulation, it is virtually maintenance-free, so the first fabulous impression becomes a lasting impression.

**Compliments of Garage Door Corp, Skokie, IL**

Gallery™ Collection Short Panels, Short Windows with Square Grilles. Standard Spade Lift Handles and Spade Step Plates, Optional Strap Hinges. The panels have been painted to match the home's exterior.



Insulated



Non-Insulated

- Deep embossed panels with natural woodgrain texture create authentic carriage house style designs. Available in short and long panel designs.
- 2" Steel frame construction for long-lasting performance.
- Hot-dipped 24-gauge galvanized steel is coated on both sides with a baked-on primer and top coat for a virtually maintenance-free surface.
- Optional 1-5/16" insulation improves energy efficiency. 6.3 R-value.
- Galvanized torsion springs are attractive and longer lasting.
- Nylon rollers are durable and quiet.
- Rust-proof, aluminum bottom weatherseal retainer and vinyl astragal help seal out the elements.
- See your Clopay Distributor for WINDCODE® door availability.

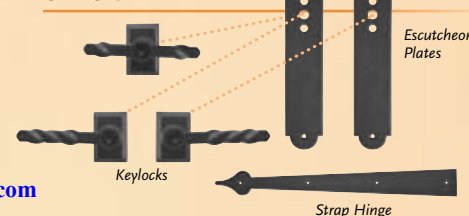
### DECORATIVE HARDWARE

#### STANDARD

Spade Lift Handle

Spade Step Plate

#### OPTIONAL



### DOOR DESIGNS

- Available in short and long panels to complement today's home styles.



LONG PANEL DESIGN



SHORT PANEL DESIGN

### WINDOW OPTIONS

- Larger view windows created in arched, square and rectangular designs, with or without grilles.



Plain Short

Plain Long



Short with Square Grilles

Long with Square Grilles



Long with Rectangular Grilles



Arch 1 Plain

Arch 1 with Grilles



Arch 2 Plain

Arch 2 with Grilles

### COLORS

Doors are available in the following colors or can be painted to match your home's exterior.



WHITE

ALMOND

SANDTONE



**N/NW Chicago & suburban Indianapolis area**

Gallery™ Collection Short Panels, Arch 2 Windows with Grilles. Standard Spade Step Plates. Optional Escutcheon Plates with Keylocks, Strap Hinges.





Avante™ Collection, Frosted Tempered Glass,  
White Aluminum Frame

## The Marriage of Form and Function

*Innovative and artistic design combines aluminum and glass to create a sleek, modern look.*

Innovative design combines aluminum and glass to create a sleek, modern look. A variety of window/panel options that provides full



Avante™ Collection, Frosted Tempered Glass, Brown Frame

or partial viewing combined with a large selection of aluminum frame finishes allow you to complement the exterior of your home.



### DURABLE CONSTRUCTION

- 2-1/8" thick sections.
- Heavy-duty aluminum frame is available in a variety of colors.
- Panels are secured with a weather-tight seal.
- Tempered glass, acrylic or aluminum panel options.
- Integral reinforcing fin provides increased strength and longevity.
- Aluminum retainer with bottom vinyl weatherseal.
- Galvanized torsion springs are attractive and longer lasting.
- Heavy-duty 10 ball bearing rollers.
- See your Clopay Dealer for WINDCODE® door availability.



### HARDWARE

Attractive color-matched aluminum grip handles.

### GLASS/PANEL OPTIONS\*



CLEAR GLASS



CLEAR ACRYLIC



FROSTED



MIRRORED



GRAY TINTED



BRONZE TINTED



OBSCURE



WHITE LAMINATED



ALUMINUM

\*All glass is tempered. Available in single pane or insulated glass (white laminated and mirrored not available insulated).


Price may vary based on glass/panel option or frame color. Custom glass and frame colors are available. Ask your Clopay Distributor for details.

### FRAME COLORS

Frames are available in the following colors or can be painted to match your home's exterior.




WHITE




BROWN



CLEAR ANODIZED  
ALUMINUM



ANODIZED BLACK



ANODIZED BRONZE



N/NW Chicago & suburban H Clopay dealer

Compliments of Garage Door Corp, Skokie, IL

[www.gdcorp.com](http://www.gdcorp.com)



Premium Series Short Elegant Panel with Optional Classic Collection Colonial 509 Window Design.



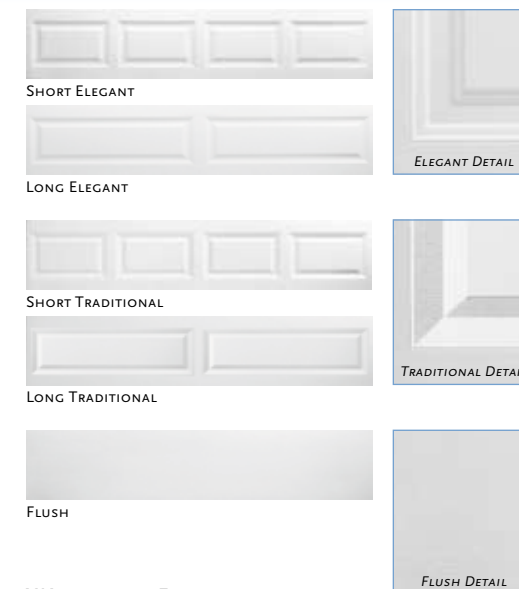
Value Plus Series Flush Panel with Optional Brilliance® Series Solitaire Window Design.



Value Series Long Traditional Panel Design.

Quality construction combines *beauty*, *durability*, and *value*

## PANEL DESIGNS




## WINDOW DESIGNS

Classic or decorative, Clopay has a window option to complement your home. See the following pages for complete window availability.

## CONSTRUCTION



## Premium Series



Environmentally safe polystyrene insulation, 1-3/8" to 2" thick, depending on the model, is sandwiched between two layers of steel for excellent energy efficiency, beauty, durability and quieter operation.



- Weather-tight tongue-and-groove joint (thermal break on 2" Premium doors) helps seal out wind, rain and snow.



- Exterior woodgrain textured finish combines the beauty of wood with the durability of steel. Steel gauge ranges from 24–27, depending on model.



- Prepainted white end stiles and interior steel backing provide a clean, finished appearance.
- R-values range from 6.5 to 9.0, depending on the model.
- Available in Short Elegant, Long Elegant, and Flush panel designs.
- Warranty dependent on model. See your Clopay Distributor for details.

## COLORS



Compliments of Garage Door Corp, Skokie, IL  
Not all colors are available in all models. Due to printing process, color may vary from actual product.

## Value Plus Series



Heavy-duty steel skin combined with a layer of environmentally-safe polystyrene insulation provides comfort, energy-efficiency and quiet operation; total door thickness is 2".




- Quality 24 or 25 gauge steel frame construction for durability and longevity.
- Exterior woodgrain texture combines the beauty of wood with the durability of steel.



- Weather-tight section joint helps seal out the elements.
- Vinyl backed insulation for a cleaner inside appearance.
- R-values range from 4.4 to 6.3, depending on the model.
- Available in Short Traditional, Long Elegant/Traditional\*, and Flush panel designs.
- Warranty dependent on model. See your Clopay Distributor for details.


\*Design differs depending upon region of the country where purchased. See your Clopay Distributor for details.

## COLORS



www.gdcorp.com

## Value Series



Single-layer 24 or 25 gauge steel construction provides years of trouble-free operation.



- Rust-proof and durable Tog-L-Loc® fastening system secures steel skin to frame.
- Finished painted maintenance-free door with attractive exterior woodgrain texture.



- Non-insulated with weather-resistant section joint helps seal out the elements.
- Available in Short and Long Traditional panel designs.
- Warranty dependent on model. See your Clopay Distributor for details.

## COLORS



N/NW Chicago & suburban IL Clopay dealer

WINDCODE® doors are supplied with special hardware which differs from standard specifications as listed. Contact your local Clopay Distributor for details.



# Window Collections


Add Style. Add Value. Add Light. Add Clopay Windows.

## THE CLASSIC COLLECTION

### SHORT PANEL OPTIONS



CATHEDRAL 507



CHARLESTON 508



COLONIAL 509



PRAIRIE 510



SUNSET 501 (8', 9', 12', 16', 17', 18', 20' WIDTHS ONLY)



SUNSET 502 (7', 7' 6", 12' WIDTHS ONLY)



SUNSET 503 (8', 9', 16', 17', 18' WIDTHS ONLY)



SUNSET 504 (14', 15', 15' 6" WIDTHS ONLY)



SUNSET 505 (16', 17', 18' WIDTHS ONLY)




SUNSET 506 (10', 20' WIDTHS ONLY)

### LONG PANEL OPTIONS



CATHEDRAL 607



CHARLESTON 608



COLONIAL 609



PRAIRIE 610



SUNSET 601



SUNSET 603



SUNSET 605



PLAIN LONG

Clopay Classic Collection inserts are made of tough UV-protected cellular plastic. Choose from plain windows with single pane, double pane insulated, acrylic or obscure glass. See your Clopay Distributor for availability. Insulated available on 2" Premium Series only.



Compliments of Garage Door Corp, Skokie, IL

## THE DESIGNER COLLECTION

### STUDIO SERIES

#### SHORT PANEL OPTIONS



ART DECO I



ART DECO II



LIVING TREE



MISSION

#### LONG PANEL OPTIONS




ART DECO I



ART DECO II



LIVING TREE



MISSION

Inspired by the Arts & Crafts movement, the Studio Series was designed by an architect to complement homes of this style.

The Art Deco designs can be mixed and matched to create a custom look for your home.

### ARCHITECTURAL SERIES

#### SHORT PANEL OPTIONS



PALLADIAN WITHOUT GRILLES



PALLADIAN WITH GRILLES

#### LONG PANEL OPTIONS



PALLADIAN WITHOUT GRILLES



PALLADIAN WITH GRILLES

Windows for your garage that look as beautiful as the windows on the rest of your home.

These unique new windows arch gracefully to complement the elegant style of your home. It's a first in garage door windows.

Available on 2" Premium Series doors only.

### LEADED SERIES

#### SHORT PANEL OPTIONS



BRASS RADIANCE



BRASS ELEGANCE



BRASS SUNBURST (8', 9', 16', 17', 18' WIDTHS ONLY)

#### LONG PANEL OPTIONS



BRASS MAJESTY

Add curb appeal that will stop the passersby in their tracks. Available in long and short panels, these elegant designs allow light to pass through without compromising privacy.

### BRILLIANCE® SERIES

#### SHORT PANEL OPTIONS



SOLITAIRE



MARQUISE



TRILLIAN

#### LONG PANEL OPTIONS



SOLITAIRE



MARQUISE



TRILLIAN

New and innovative, the Brilliance® Series windows create the illusion of real beveled glass at an affordable price.

Three designs in short and long panel styles complement popular looks in entry doors and windows.

N/NW Chicago & suburban IL Clopay dealer

www.gdcorp.com





# Before & After Inspirations

*Semi-Custom Reserve™ Collection  
Design 5 with SQ24 Windows. Standard  
Spade Lift Handles and Spade Step Plate.  
Optional Spade Strap Hinges.*

**The following examples illustrate how it is possible to add curb appeal and completely change the look of your home with a Clopay garage door. Visit [clopaydoor.com](http://clopaydoor.com) for more ideas and inspirations.**



*Before*

*Premium Series Short Elegant Panel with  
Optional Studio Series Mission Window Design.*



**20<sup>TH</sup> CENTURY AMERICAN**  
Compliments of Garage Door Corp, Skokie, IL

[www.gdcorp.com](http://www.gdcorp.com)

*Coachman™ Collection Series 2, Design 23 with SQ23 Windows. Standard Spade Lift Handles and Spade Step Plate. Optional Spade Strap Hinges.*

## EUROPEAN



*Before*

*Gallery™ Collection Short Panel, Short Windows  
with Square Grilles. Optional Escutcheon Plates with  
Keylocks and Strap Hinges.*



*Before*



*Premium Series Long Elegant Panels with Optional  
Classic Collection Sunset 603 Window Design.*

*Gallery™ Collection Long Panel with Arch2 Windows with Grilles.  
Standard Spade Step Plate and Optional Keylocks.*



*Coachman™ Collection Series 2, Design 22 with SQ24 Windows.  
Optional Fleur de Lis Step Plate and Optional Spade Strap Hinges.*

**AMERICAN TRADITIONAL**  
N/NW Chicago & suburban IL Clopay dealer